PI4KB Rabbit pAb

Catalog NO.: A16416

Basic Information

Observed MW
91kDa

Calculated MW
91kDa

Category
Polyclonal Antibodies

Applications
WB, IF/ICC, ELISA

Cross-Reactivity
Human, Mouse

Conjugation
Unconjugated

Background

Enables 1-phosphatidylinositol 4-kinase activity and 14-3-3 protein binding activity. Predicted to be involved in phosphatidylinositol phosphate biosynthetic process and phosphatidylinositol-mediated signaling. Located in Golgi membrane.

Recommended Dilutions

WB	1:1000 - 1:5000
IF/ICC	1:50 - 1:200

ELISA
Recommended starting concentration is 1 μg/mL. Please optimize the concentration based on your specific assay requirements.

Immunogen Information

Gene ID
5298

Swiss Prot
Q9UBF8

Immunogen
Recombinant protein (or fragment).This information is considered to be commercially sensitive.

Synonyms
NPIK; DFNA87; PI4K92; PIK4CB; PI4KIII; PI4KBETA; PI4K-BETA; PI4KIIIBETA; PI4KB

Contact

Product Information

order@abclonal.com
service@abclonal.com
www.abclonal.com

Source
Rabbit

Isotype
IgG

Purification
Affinity purification

Storage
Store at -20°C. Avoid freeze / thaw cycles.
Buffer: PBS with 0.09% Sodium azide,50% glycerol,pH7.3.

Validation Data

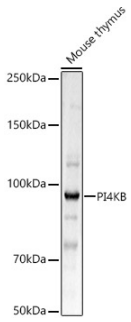

Western blot analysis of lysates from Mouse thymus, using PI4KB Rabbit pAb (A16416) at 1:2000 dilution.
Secondary antibody: HRP-conjugated Goat anti-Rabbit IgG (H+L) (AS014) at 1:10000 dilution.
Lysates/proteins: 25µg per lane.
Blocking buffer: 3% nonfat dry milk in TBST.
Detection: ECL Basic Kit (RM00020).
Exposure time: 0.8s.

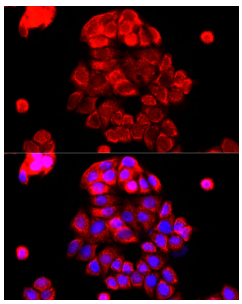

Immunofluorescence analysis of MCF7 cells using PI4KB Rabbit pAb (A16416) at dilution of 1:200 (40x lens). Secondary antibody: Cy3-conjugated Goat anti-Rabbit IgG (H+L) (AS007) at 1:500 dilution. Blue: DAPI for nuclear staining.

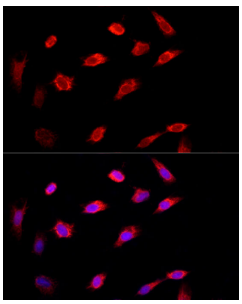

Immunofluorescence analysis of NIH/3T3 cells using PI4KB Rabbit pAb (A16416) at dilution of 1:200 (40x lens). Secondary antibody: Cy3-conjugated Goat anti-Rabbit IgG (H+L) (AS007) at 1:500 dilution. Blue: DAPI for nuclear staining.

For research use only. Not for therapeutic or diagnostic purposes.

Please visit **https://abclonal.com** for a complete list of recommended products.