Recombinant Human Latent TGF-beta 1 (C33S) Protein

Catalog No.: RP00161

Sequence Information

Species
Human

Gene ID
7040

Swiss Prot
P01137

Tags
N-His

Synonyms
TGFB1, CED, DPD1, LAP, TGFB, TGFbeta, transforming growth factor beta-1,TGF-beta 1,CED, DPD1,LAP,TGFB,TGFbeta,TGF-β

Product Information

Source
HEK293 cells

Purification
≥ 95 % as determined by SDS-PAGE.

Calculated MW
42.09 kDa

Observed MW
13 kDa, 42 kDa, 60 kDa

Endotoxin
< 0.1 EU/μg of the protein by LAL method.

Formulation
Lyophilized from a 0.22 μm filtered solution of PBS, pH 7.4.Contact us for customized product form or formulation.

Reconstitution
Centrifuge the vial before opening. Reconstitute to a concentration of 0.1-0.5 mg/mL in sterile 4 mM HCl. Avoid vortex or vigorously pipetting the protein. For long term storage, it is recommended to add a carrier protein or stablizer (e.g. 0.1% BSA, 5% HSA, 10% FBS or 5% Trehalose), and aliquot the reconstituted protein solution to minimize free-thaw cycles.

Background

Basic Information

Description
Recombinant Human Latent TGF-beta 1 (C33S) Protein is produced by HEK293 expression system. The target protein is expressed with sequence (Leu30-Ser390(C33S)) of human TGF-beta 1 (Accession #NP_000651.3) fused with an 8×His tag at the N-terminus.

Activity
1.Measured by its ability to inhibit cell proliferation of TF-1 human erythroleukemic cells. The ED_{50} for this effect is typically 0.5-2 ng/mL, corresponding to a specific activity of 5.0×10^5~2.0×10^6 units/mg.
2.Measured by its binding ability in a functional ELISA. Immobilized recombinant human TGFB1 at 2 μg/mL (100 μL/well) can bind recombinant human TGFBR2 with a linear range of 1-5 ng/mL.
3.Measured by its ability to inhibit the IL-4(Catalog: RP01161)-dependent proliferation of HT-2 mouse T cells. The ED_{50} for this effect is 9.75-39 ng/mL, corresponding to a specific activity of 2.6×10^4~1.0×10^5 units/mg.

Shipping
Lyophilized proteins are shipped at ambient temperature.
Liquid proteins are shipped at frozen temperature with dry ice.
Upon receipt, store it immediately at the temperature recommended below.

Storage
Store at -20℃

Operational Notes
For your safety and health, please wear a lab coat and disposable gloves for handling.

Contact

400-999-6126
cn.market@abclonal.com.cn
www.abclonal.com.cn

For research use only. Not for therapeutic or diagnostic purposes.
Please visit http://abclonal.com for a complete listing of recommended products.

Validation Data

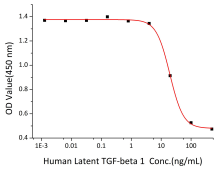

Recombinant Human TGF-beta 1 inhibit the IL-4(Catalog: RP01161)-dependent proliferation of HT-2 mouse T cells. The ED_{50} for this effect is 9.75-39 ng/mL, corresponding to a specific activity of 2.6×10^4~1.0×10^5 units/mg.

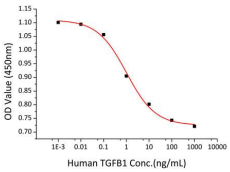

Recombinant Human TGF-beta 1 inhibits cell proliferation of TF-1 human erythroleukemic cells. The ED_{50} for this effect is typically 0.5-2 ng/mL, corresponding to a specific activity of 5.0×10^5~2.0×10^6 units/mg.

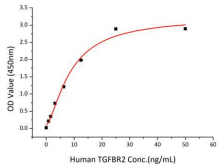

Immobilized recombinant human TGFB1 at 2 μg/mL (100 μL/well) can bind recombinant human TGFBR2 with a linear range of 1-5 ng/mL.



Recombinant Human Latent TGF-beta 1 (C33S) Protein was determined by SDS-PAGE under reducing conditions with Coomassie Blue.